

## Share Your Guiding Experiences

*This is an optional activity. Complete at least 4 of the optional activities.*

Share your favourite Guiding experiences with friends who are not in Guiding.

To complete this part of the challenge, tell someone who is not in Guiding what Guiding is all about.

### Suggested Activities

- Host a “bring a friend” night in your Guide unit, and share your favourite Guiding memories.
- Create a video ad to recruit new girls to your Guide unit - talk about what’s great about being a Guide, what you do during meetings, what cookies are all about, and any special camps or activities that you have done with your unit.
- Is there an opportunity for you to go with a Guide to a university or college fair to recruit volunteers to become new Guiders? Talk to your Guide about this.
- Create a piece of artwork that represents what you do in Girl Guides, and share it with someone who is not in Guides.
- Write a song or poem about what you like to do in Girl Guides, and share it with someone who is not in Guides.
- Create a slideshow or scrapbook of photos from your favourite Guiding experiences to share.
- Create a registration poster that demonstrates some of the fun activities that Guiding does and put it up in your community.
- Share your Guiding experiences in your own unique way.

*Date completed:*

# LADY BADEN-POWELL CHALLENGE

## Resource and Tracking Booklet



Girl Guides  
of Canada  
Guides  
du Canada  
**BRITISH COLUMBIA COUNCIL**

## Earning Your Lady Baden-Powell Challenge

The Lady Baden-Powell challenge is the highest award earned at the Guide level. This challenge gives you the opportunity to gain a deeper understanding of Girl Guides, Lady Baden-Powell, and the sisterhood of Guiding. It will show you that you are a valued member of a great organization and that you can make a difference in the world around you.



The Lady Baden-Powell challenge is designed for girls looking for an extra challenge in Guides. Completion of the challenge usually takes about two to three years.

When you complete the challenge, you will receive the Lady Baden-Powell pin and certificate. The challenge certificate is available on Member Zone for Guiders to print, and the pin can be purchased in the online store.

The Lady Baden-Powell challenge is an achievement worthy of your initiative and effort and can be worn on the Pathfinder uniform.



## Community Activity

*This is an optional activity. Complete at least 4 of the optional activities.*

Take part in a community activity that involves doing something for someone else. This is not the same as a service project - it is more like random acts of kindness. The effort required will vary depending upon the project. If you are doing small "random acts of kindness," you will want to do more than one.

### Suggested Activities

- Do extra chores around your house.
- Do something for a neighbour: shovel snow, rake their yard, bring in their trash can, etc.
- Help carry groceries.
- Help a parent by entertaining a child.
- Create an activity booklet for Sparks or Brownies to teach a skill.
- Volunteer for a community event.
- Wrap gifts for seniors.
- Run a Guiding Public Relations booth at a community event.
- Pick up garbage in your neighbourhood.
- Leave positive inspirational notes on cars in a hospital parking lot.
- Show a new student around at school.
- Walk a dog for a family friend or volunteer to pet sit.
- Prepare a bagged lunch and give it to a homeless person.
- Cook a meal for someone who is busy.
- Return shopping carts left in a parking lot.
- Hand out water at a community sporting event.
- Make tray favours for Meals on Wheels.
- Make Valentine's or Christmas cards for seniors or veterans.
- Sing at a seniors' centre at Christmastime.
- Find more ideas online at: <https://www.randomactsofkindness.org/kindness-ideas>
- Come up with your own unique activity to help someone.

*Date completed:* \_\_\_\_\_

### 3 Pathfinder Meetings

*This is an optional activity. Complete at least 4 of the optional activities.*

You've enjoyed being a Guide — but where can you go from here? Pathfinders is the next branch of Guiding for girls aged 12 to 15 (grades 7-9). In Pathfinders, you'll meet new friends, learn new things and possibly participate in international events. There are more opportunities in Pathfinders for camping and outdoor activities, as well as doing things for your communities.

Talk to your Guider about visiting one or more local Pathfinder units - if you have more than one Pathfinder unit in your district, you may want to visit some or all of them to find out what different units do. Go with your Guider or with other girls from your unit. If you are unable to attend Pathfinder meetings due to scheduling or location issues, attend bridging events or camps with Pathfinders. Ask the Pathfinders questions, such as what they do in their meetings, where they go camping, and what their favourite part of Pathfinders is.

Record your Pathfinder meeting visits and bridging events.

Meeting or Bridging Event:	Date:	Guider Signature:
<b>1. What did you attend?</b> <input type="checkbox"/> Meeting with _____ Pathfinder unit. <input type="checkbox"/> Event: _____		
<b>2. What did you attend?</b> <input type="checkbox"/> Meeting with _____ Pathfinder unit. <input type="checkbox"/> Event: _____		
<b>3. What did you attend?</b> <input type="checkbox"/> Meeting with _____ Pathfinder unit. <input type="checkbox"/> Event: _____		

## LADY BADEN-POWELL CHALLENGE

### Complete these two required activities:

Complete all four Program Areas of the Guide program.

Learn about Lady Baden-Powell and demonstrate what you have learned.

### Complete at least four of the following:

Complete a project to help girls in your Guide unit enjoy their Guiding experience.

Participate in a major community service project. This project is in addition to the service completed in the *You in Guiding* Program Area.

Participate in three Pathfinder meetings.




















Take part in a community activity that involves doing something for someone else.

Share your favourite Guiding experiences with friends who are not in Guiding.

# Program Areas

*Completing the Program Areas is a required part of the challenge.*

You will need to complete the following Program Areas to earn your Lady Baden-Powell challenge. These activities are to be completed while you are registered in Guides (between grades 4 and 6) and can be completed within your Guide unit or on your own (including activities completed at home, at school, or during extra curricular activities such as after school sports or other lessons, summer camps, etc.) Refer to your program book for full details.

<h2>You In Guiding</h2>  <div style="display: flex; justify-content: space-around;"> <div style="text-align: center;">  <p>Understanding the Promise and Law (6 activities)</p> </div> <div style="text-align: center;">  <p>Learn about Guiding (4 activities)</p> </div> <div style="text-align: center;">  <p>Learn about WAGGGS (4 activities)</p> </div> <div style="text-align: center;">  <p>Be Involved in Your Community (4 activities)</p> </div> </div>	
<p>At least <b>ONE Community Service badge</b></p> <p>This is part of "Be Involved in Your Community" (above)</p> <div style="display: flex; justify-content: space-around;"> <div style="text-align: center;">  <p><input type="checkbox"/> Supporting Your Community</p> </div> <div style="text-align: center;">  <p><input type="checkbox"/> Green Connection</p> </div> <div style="text-align: center;">  <p><input type="checkbox"/> Going Global</p> </div> </div>	
<h3>ONE Adventures in Guiding badge</h3> <div style="display: grid; grid-template-columns: repeat(3, 1fr); gap: 5px;"> <div style="text-align: center;"> <input type="checkbox"/> Campfire Leader</div> <div style="text-align: center;"> <input type="checkbox"/> Canadian Guiding</div> <div style="text-align: center;"> <input type="checkbox"/> Cultural Awareness</div> <div style="text-align: center;"> <input type="checkbox"/> Folklore</div> <div style="text-align: center;"> <input type="checkbox"/> Heritage</div> <div style="text-align: center;"> <input type="checkbox"/> Peace</div> <div style="text-align: center;"> <input type="checkbox"/> Travelling</div> <div style="text-align: center;"> <input type="checkbox"/> World Guiding</div> <div style="text-align: center;"> <input type="checkbox"/> Prov./ Terr. Heritage</div> </div>	<h3>ONE Cookies Rising badge</h3> <div style="display: flex; justify-content: space-around;"> <div style="text-align: center;"> <input type="checkbox"/></div> <div style="text-align: center;"> <input type="checkbox"/></div> <div style="text-align: center;"> <input type="checkbox"/></div> </div> <p style="text-align: center;"><i>Notes</i></p>
<p><i>Date completed:</i></p>	

- Plant and maintain a community garden for a season. Donate the produce to a food bank or seniors' centre.
- Build bat houses/birdhouses/butterfly boxes/duck boxes for a local park (talk to your local parks board first) and install them.
- Make dog toys for the local animal shelter.
- Make homemade bath products for a women's shelter.
- Assist at a local food bank / collect food to donate.
- Serve or clean up at a soup kitchen (more than once).
- Create care kits for several organizations to meet the "major" service project requirements: women's shelters (toiletries, craft kits, baby items, makeup and spa treatment sets, books), new mom baby bundles, hygiene kits for families who need to spend time with a loved one in the hospital, personal care kits (with blankets) for the homeless, etc.
- Create birthday-in-a-box kits for a local hospital or women's shelter. Include a party schedule with games, favours and activity instructions that match the theme.
- Make fleece scarves/toques for a homeless shelter.
- Participate in a Habitat for Humanity project.
- Build a relationship with a senior citizen by visiting several times and sharing something about your life with him or her.
- Search online for additional service project ideas: <https://www.google.com/search?q=girl+guide+service+project+ideas>
- Create your own, unique, service project that will benefit your community.

*Date completed:*



## Community Service Project

*This is an optional activity. Complete at least 4 of the optional activities.*

Participate in a major community service project. This project is in addition to the service completed in the *You in Guiding* Program Area.

To complete this project you must either:

- Plan and complete a community service project on your own.

OR

- Plan and complete a community service project for your unit to do together.

A “major” service project usually takes about 6 hours of time, including planning, preparation, execution and finalization. This is the total amount of time that you, personally, will be working on the project. It is a big commitment, as the Lady Baden-Powell challenge is a prestigious award, requiring a significant amount of work.

Before you begin, speak to your Guider about your idea. She may have some advice for you!

Remember that this is a “major” service project. Select your project with this in mind, taking into account the time commitment required.

### Suggested Activities

- Set up a literacy service project, such as running a story time at a library or nursery school.
- Organize and participate in storm drain stencilling (i.e. Yellow Fish Road).
- Organize and participate in a tree planting project or an invasive weed pull.
- Participate in a camp cleanup / maintenance day at a Girl Guide camp.
- Organize and participate in a local recycling project, park litter sweep, adopt-a-street program or shoreline clean-up over an extended period of time.

## Program Areas (continued)

### You And Others



 Learn about Leadership in a Group (4 activities)

 Build Skills in Communication (4 activities)

 Learn How to Plan (4 activities)

 Learn about Safety (4 activities)

### ONE Personal Growth badge



Becoming A Teen



Career Awareness



Child Care



Collecting



Event Planning



Heritage Home Skills



High on Life



Interpreting



Life Skills



Pet Lover



Postal



Reading



Recycling

### ONE Safety badge



Boat Safety



Canoe Safety



Fire Safety



First Aid



Law Awareness



Street Wise

Notes

Date completed:

# Program Areas (continued)

## Discovering You



- Discover What's Important to You (4 activities)
- Discover Your Creativity (4 activities)
- Stay Fit and Healthy (4 activities)
- Understand How to be Responsible (4 activities)

## ONE Being Healthy badge

- Cycling
- Skating
- Feeling Good
- Fitness Fun
- Healthy Eating
- Horsepower
- Skiing/Snowboarding
- Snoshoeing
- Sport
- Swimming

## ONE Girls Creating badge

- Art Production
- Kitchen Creations
- Creative Craft
- Music Fan
- Dancing
- Needlework Skills
- Design Your Own Badge
- Performing Arts
- Fashion
- Picture This
- Inventing
- Singing
- Writing Treats

Notes

Date completed:

# Project for Your Guide Unit

This is an optional activity. Complete at least 4 of the optional activities.

Complete a project to help girls in your Guide unit enjoy their Guiding experience. The effort required will vary depending upon the project. You can do this with the help of other girls who are also working on their Lady Baden-Powell challenge.

## Suggested Activities

- Make a game box for your unit, including instructions & supplies.
- Prepare a campfire booklet for each patrol in your unit. Include favourite songs, skits and stories.
- Plan a ceremony for your unit. This could be for enrolment, advancement, Thinking Day, or a Guides Own ceremony.
- Help other girls in your unit to earn an interest badge or challenge crest.
- Plan and run one of your weekly Guide meetings.
- Prepare and carry out unit arrival activities at your Guide meetings for a month. These could be crossword puzzles of your own creation, a scavenger hunt, making a hat craft, or another activity of your choice. This will give something for your fellow Guides to do as they arrive, before the start of horseshoe.
- Complete another unique project that will help girls in your Guide unit enjoy their Guiding experience.

Date completed:

## Lady Baden-Powell Activity

Completing a Lady Baden-Powell activity is a required part of the challenge.

You will need to complete one activity to demonstrate your knowledge of Lady Baden-Powell.

### Suggested Activities

- With other girls in your unit, prepare a skit about Lady Baden-Powell's life and present the skit to your unit.
- Make a video about Lady Baden-Powell - this could be a recorded skit, a slideshow presentation, or an animation.
- Write a song about Lady Baden-Powell and sing it to your unit.
- Write a story about Lady Baden-Powell. Create your own participation story with everyone doing actions to certain words.
- Create a poster about Lady Baden-Powell's life.
- Prepare a Jeopardy-style trivia game. Read a story to your unit about Lady Baden-Powell, then play the game with them.
- Create a board game that will help you tell the story of Lady Baden-Powell to the rest of your unit.
- Create an activity booklet with games that other girls can do to learn about Lady Baden-Powell.
- Make a puzzle that other girls can put together to learn the key dates in Lady Baden-Powell's life.
- Come up with your own unique idea to share what you have learned about Lady Baden-Powell.

Date completed:

## Program Areas (continued)

### Beyond You



Discover Your Community  
(4 activities)

Explore the Outdoors and Nature  
(4 activities)

Try New Things  
(4 activities)

Learn about the Environment  
(4 activities)

### ONE Fun in the Outdoors badge



### ONE Science & Technology badge



Notes

Date completed:



## About Lady Baden-Powell

Olave St.Clair Soames was born in England on February 22nd, 1889. She didn't ever go to school – she was educated by her parents and a number of governesses. She loved the outdoors – particularly tennis, swimming, cycling, skating, rowing and horseback riding. She also played the violin.

When she was just a young woman of 23 she met and married Robert Baden-Powell, who had founded Scouting. They met on an ocean liner (cruise ship) while she was travelling with her father. They felt it was very special that they had the same birthday, February 22, although Robert was older than her by 32 years! As a wedding present all of the Guides and Scouts in England collected pennies and bought them a car.

Olave and Robert had three children (one son and two daughters), and when Olave's sister (Auriol) died, Robert and Olave took Auriol's three daughters into their family and raised them as if they were their own.

During the First World War, Olave's mother took care of the children while Olave went to France to help in the war. She helped take care of soldiers in need of a break. During this time she sometimes played her violin to entertain the soldiers and adopted a number of stray animals.

When they were first married, Olave helped Robert with the Boy Scouts. Robert's sister Agnes had helped start, and continued to help run, the Girl Guides. Olave offered to help with Guides, but, at first, they wanted to manage without her. The Girl Guides re-organized in 1915 and Olave again offered to help. This time they said yes, and she became a County Commissioner. At a conference for all of the County Commissioners in 1916, all of the Commissioners asked her to become their Chief Commissioner. She was pregnant at this time, but still said yes and worked very hard to help get more women involved as leaders. In 1918 she became the Chief Guide – she liked this title much better than Chief Commissioner.

In 1938, Olave moved to Kenya with Robert, where he died in 1941.

In 1942, during the second World War, she moved back to England. Canadian soldiers stationed in London were staying at her home (Pax Hill), so she was given an apartment in Hampton Court Palace. She



lived in this apartment until 1973, when she moved into a nursing home. After the war was over she travelled all over the world, helping to bring Guiding to many countries.

Finally, in 1970 her doctors banned her from travelling any more.

Every year she would send over 2000 Christmas cards to everyone she knew personally.

In her life she received many awards/titles including:

- The Silver Fish
- Dame Grand Cross of the Most Excellent Order of the British Empire
- Order of the White Rose of Finland
- Order of the Sun (Peru)
- Otter Woman (Canada)

In her life Olave traveled to over 100 countries, including 15 visits to Canada. It was during her 1935 visit when the Sarcee First Nation in Alberta gave her the name Emonis-Ake — Otter Woman — after the beautiful fun-loving animal.

Lady Baden-Powell died on June 25, 1977 at the age of 88.

## Where to find out more about Lady Baden-Powell

- In your “Guides on the Go” program book.
- “The Three Baden-Powells: Robert, Agnes and Olave” found at [http://www.girlguides.ca/web/uploads/File/our\\_history/14.3.1.7.pdf](http://www.girlguides.ca/web/uploads/File/our_history/14.3.1.7.pdf)
- Search the Internet: <https://www.google.com/search?q=lady+baden+powell+biography>
- Visit your local library